

Signify Classified - Internal
Cooper Lighting Solutions Photometric Lab
1121 Highway 74 South
Peachtree City, GA 30269



Scaled data based on original data using
LM-79-2019 Approved Method: Electrical and Photometric Measurements of Solid-
State Lighting Products

Test Report Prepared for
Cooper Lighting Solutions

Brand: CORELITE

Report Number: P958985

Luminaire Tested: CB2-B-085U-085D-830-1D-UNV-STD-W-4

Issue Date: 2/12/2025

Test Information

Test Method: LM-79-2019
Report Number: P958985
REPORT IS SCALED FROM IESNA LM-79-08 TEST DATA (G2-2405-119-1, G2-2312-242-18)
Test Lab: INNOVATION CENTER
Issue Date: 2/12/2025
Manufacturer: COOPER LIGHTING SOLUTIONS
Product Line: CORELITE
Catalog Number: CB2-B-085U-085D-830-1D-UNV-STD-W-4
Description: CORELITE BASIC SLOT LED LUMINAIRE, BATWING UPLIGHT
2-INCH APERTURE
DOWNLIGHT 850 LUMENS PER FOOT
UPLIGHT 850 LUMENS PER FOOT
Light Source: 3000K CCT, 80 CRI LEDS
Ballast/Driver: ELECTRONIC DRIVER

Summary

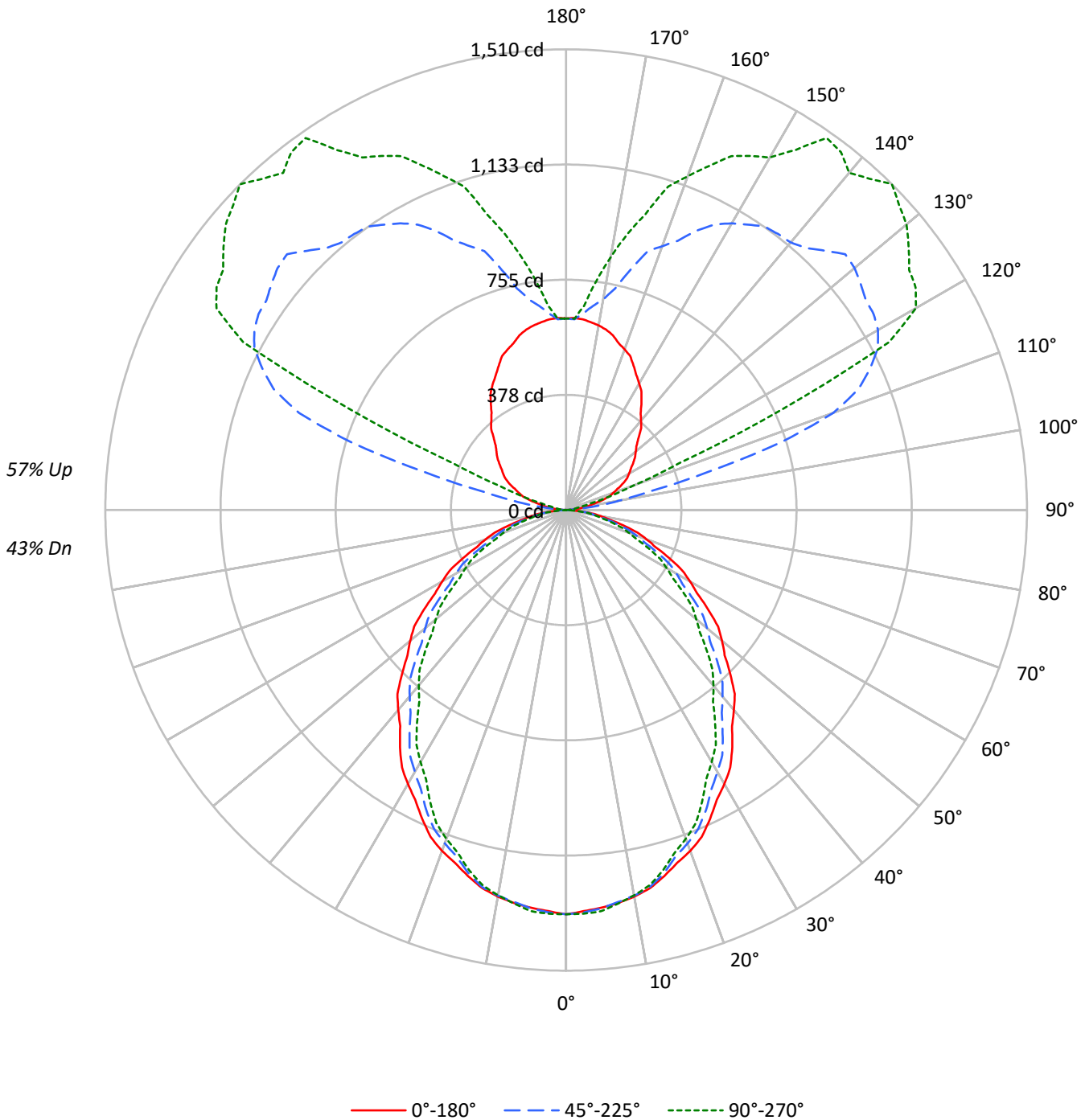
Lumens per Lamp: N/A
Luminaire Lumens: 7215.2 lumens
Efficiency: N/A
Efficacy: 135.4 lumens/watt
Spacing Criteria (0/90/45): 1.17 / 1.09 / 1.24
Luminous Opening: Rectangular (W 0.15' x L: 4' x H: 0')
CIE Type: General Diffuse

Input Watts (W): 53.3
Input Voltage (V): 120
Input Current (A_{in}): NR
Voltage Rise (V): NR
Power Factor: NR
Total Harmonic Distortion (THDi): NR
Frequency (hertz): 60
Stabilization Time: NR
Operation Time: NR
Ambient Temperature (°C): NR
Test Distance: 24 FT



TEST NUMBER: P958985
CATALOG NUMBER: CB2-B-085U-085D-830-1D-UNV-STD-W-4

Luminous Intensity Polar Plot





TEST NUMBER: P958985

CATALOG NUMBER: CB2-B-085U-085D-830-1D-UNV-STD-W-4

COEFFICIENT OF UTILIZATION - ZONAL CAVITY METHOD:

RF	20				20				20				20				20				20	
RC	80				70				50				30				10				0	
RW	70	50	30	10	70	50	30	10	50	30	10	50	30	10	50	30	10	50	30	10	0	
RCR																						
0	105	105	105	105	96	96	96	96	79	79	79	64	64	64	50	50	50	43				43
1	96	92	88	85	88	84	81	78	70	67	65	56	55	53	44	43	42	36				36
2	88	81	75	70	80	74	69	64	61	58	54	50	47	45	39	37	36	31				31
3	80	71	64	58	73	65	59	54	54	50	46	44	41	38	35	32	31	26				26
4	73	63	55	49	67	58	51	46	48	43	39	39	36	33	31	29	26	23				23
5	67	56	48	42	61	52	45	39	43	38	34	35	31	28	28	25	23	20				20
6	62	50	42	37	57	46	39	34	39	34	30	32	28	25	25	23	20	17				17
7	57	45	38	32	52	42	35	30	35	30	26	29	25	22	23	20	18	16				16
8	53	41	34	28	49	38	31	27	32	27	23	27	23	20	21	19	16	14				14
9	50	38	30	25	45	35	28	24	30	24	21	25	21	18	20	17	15	13				13
10	46	34	27	23	42	32	26	21	27	22	19	23	19	16	18	16	13	12				12

AVERAGE LUMINANCE (cd/sqm):

	0°	45°	90°
0°	23080	23080	23080
5°	22883	22920	23079
10°	22753	22700	22682
15°	22394	22248	22064
20°	22040	21551	21251
25°	21449	20844	20260
30°	20854	19937	19181
35°	20172	19007	18101
40°	19447	18133	17071
45°	18718	17220	16070
50°	18063	16331	15093
55°	17254	15405	14172
60°	16327	14526	13255
65°	15348	13547	12335
70°	14259	12451	11163
75°	12975	11265	10108
80°	11605	9870	9158
85°	8913	8114	6695

MAXIMUM LUMINANCE 45°-90°:

Horizontal Angle: 0°
 Vertical Angle: 45°
 Luminance: 18718 cd/sqm



TEST NUMBER: P958985
 CATALOG NUMBER: CB2-B-085U-085D-830-1D-UNV-STD-W-4

ZONAL LUMENS:

Zone	Lumens	% Fixture
0°-10°	124.6	1.7
10°-20°	347.4	4.8
20°-30°	499.4	6.9
30°-40°	561.4	7.8
40°-50°	542.3	7.5
50°-60°	458.2	6.3
60°-70°	329.1	4.6
70°-80°	179.9	2.5
80°-90°	47.8	0.7
90°-100°	47.0	0.7
100°-110°	291.3	4.0
110°-120°	734.6	10.2
120°-130°	883.1	12.2
130°-140°	800.7	11.1
140°-150°	638.5	8.8
150°-160°	435.5	6.0
160°-170°	230.3	3.2
170°-180°	64.1	0.9
0°-30°	971.4	13.5
0°-40°	1532.8	21.2
0°-60°	2533.2	35.1
0°-90°	3089.9	42.8
90°-120°	1073.0	14.9
90°-150°	3395.3	47.1
90°-180°	4125.0	57.2
0°-180°	7215.2	100.0

CANDELA DISTRIBUTION:

	0°	22.5°	45°	67.5°	90°	Flux
0°	1325	1325	1325	1325	1325	
5°	1309	1327	1311	1311	1320	124
15°	1242	1253	1234	1222	1224	350
25°	1116	1117	1085	1060	1054	514
35°	949	938	894	859	851	593
45°	760	744	699	662	652	587
55°	568	547	507	476	467	508
65°	372	358	329	305	299	369
75°	193	181	167	154	150	206
85°	45	42	41	36	34	53
90°	0	0	0	0	0	3
95°	24	61	19	14	14	31
105°	119	333	482	121	81	125
115°	206	454	1099	1023	779	202
125°	268	551	1199	1364	1372	240
135°	336	611	1202	1407	1510	261
145°	430	642	1134	1367	1488	269
155°	522	655	1009	1216	1280	240
165°	593	648	814	959	1004	166
175°	628	636	647	658	671	59
180°	628	628	628	628	628	



TEST NUMBER: P958985

CATALOG NUMBER: CB2-B-085U-085D-830-1D-UNV-STD-W-4

CANDELA DISTRIBUTION (FULL):

	0°	22.5°	45°	67.5°	90°
0°	1325.1	1325.1	1325.1	1325.1	1325.1
2.5°	1316.1	1332.0	1320.2	1321.9	1324.3
5°	1308.8	1326.7	1310.9	1311.1	1320.0
7.5°	1299.5	1316.4	1296.5	1292.8	1301.1
10°	1286.5	1303.4	1283.5	1276.5	1282.5
12.5°	1269.5	1285.5	1266.4	1255.4	1260.5
15°	1241.9	1252.8	1233.8	1221.6	1223.6
17.5°	1211.8	1218.6	1191.1	1181.0	1179.0
20°	1189.1	1195.1	1162.7	1148.5	1146.5
22.5°	1159.9	1165.1	1131.1	1113.6	1110.8
25°	1116.1	1117.1	1084.6	1060.1	1054.2
27.5°	1070.2	1067.0	1031.0	1002.1	994.3
30°	1036.9	1033.0	991.3	960.7	953.7
32.5°	1001.2	994.1	952.3	919.3	912.3
35°	948.7	937.7	893.9	859.2	851.3
37.5°	892.7	880.3	837.3	799.5	790.6
40°	855.3	841.4	797.5	759.7	750.8
42.5°	818.0	802.5	757.7	719.9	710.2
45°	759.9	744.1	699.1	662.3	652.4
47.5°	704.7	684.5	640.8	604.3	594.4
50°	666.6	644.8	602.7	566.9	557.0
52.5°	627.6	605.0	564.5	530.4	520.5
55°	568.2	547.3	507.3	475.6	466.7
57.5°	509.3	489.3	452.7	422.5	413.8
60°	468.7	451.9	417.0	388.4	380.5
62.5°	429.8	414.5	381.3	355.1	347.2
65°	372.4	358.5	328.7	305.3	299.3
67.5°	316.6	302.7	278.6	257.6	250.8
70°	280.0	266.1	244.5	225.1	219.2
72.5°	245.1	230.4	212.9	195.1	190.7
75°	192.8	180.9	167.4	154.1	150.2
77.5°	146.5	135.0	125.2	115.8	114.9
80°	115.7	105.7	98.4	92.3	91.3
82.5°	86.4	78.9	74.1	69.6	69.4
85°	44.6	41.7	40.6	35.5	33.5
87.5°	13.0	13.0	11.4	9.7	9.7
90°	0.0	0.0	0.0	0.0	0.0
92.5°	6.5	10.7	4.3	4.3	4.3
95°	24.4	61.4	18.9	13.5	13.5
97.5°	50.9	147.2	102.3	27.5	23.8
100°	70.4	213.2	175.9	40.4	32.5
102.5°	89.8	270.8	277.6	64.1	49.8
105°	119.1	333.4	481.7	120.9	81.2
107.5°	147.8	374.3	738.2	249.4	150.5
110°	165.1	397.9	930.9	388.8	232.7



TEST NUMBER: P958985

CATALOG NUMBER: CB2-B-085U-085D-830-1D-UNV-STD-W-4

CANDELA DISTRIBUTION (continued):

	0°	22.5°	45°	67.5°	90°
112.5°	182.4	421.6	1037.0	623.3	401.6
115°	205.7	454.4	1098.7	1022.8	779.4
117.5°	225.2	484.5	1151.7	1264.8	1193.4
120°	238.1	508.0	1179.9	1299.5	1323.3
122.5°	251.1	525.3	1195.0	1313.0	1357.9
125°	267.9	551.0	1198.8	1364.1	1372.0
127.5°	284.7	570.5	1216.7	1411.1	1414.8
130°	297.7	583.4	1234.0	1426.8	1455.9
132.5°	312.8	594.4	1240.5	1435.8	1479.7
135°	335.6	610.7	1201.5	1406.8	1510.0
137.5°	364.2	622.5	1164.2	1406.0	1472.7
140°	381.6	625.0	1144.7	1437.1	1442.4
142.5°	401.0	631.8	1140.4	1433.7	1479.2
145°	430.3	642.0	1133.9	1366.7	1488.4
147.5°	459.5	648.4	1109.0	1292.7	1399.1
150°	479.0	651.0	1085.2	1268.0	1334.1
152.5°	498.5	653.5	1054.8	1252.6	1308.1
155°	522.3	654.6	1009.4	1216.5	1280.0
157.5°	547.2	651.4	954.7	1150.6	1219.9
160°	560.2	647.5	920.1	1102.8	1163.6
162.5°	573.2	645.7	889.8	1040.2	1111.7
165°	592.6	648.2	814.5	959.0	1004.0
167.5°	605.6	645.9	744.2	862.5	926.0
170°	614.3	646.0	700.9	788.7	841.6
172.5°	620.8	635.6	674.9	721.2	757.2
175°	627.8	635.8	646.8	657.9	671.1
177.5°	630.0	634.2	625.7	623.6	627.8
180°	627.8	627.8	627.8	627.8	627.8

LM-79-2019: Approved Method: Electrical and Photometric Measurements of Solid-
State Lighting Products

Report Prepared for

Cooper Lighting Solutions

CORELITE

Report Number: SP1-2312-242-1

Test Date: 01/31/2024

Luminaire Tested: CB2-055U055D-830-1D-UNV-STD-D-W-4

Data in this report applies to families of products including CB2-055U055D-830-1D-UNV-STD-D-W-4.

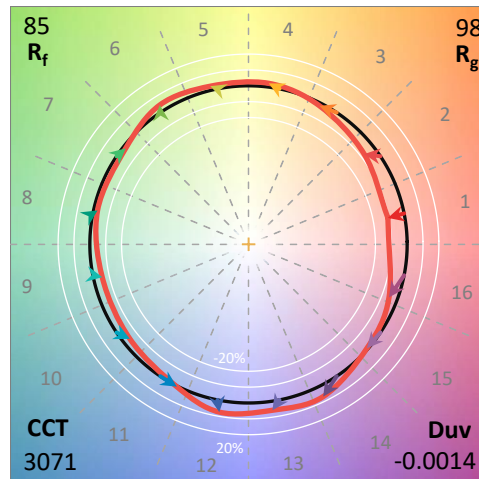
Test Information

Test Method: LM-79-2019
 Report Number: SP1-2312-242-1
 Test Lab: COOPER LIGHTING SOLUTIONS
 Photometer: SP1 - 76IN SPHERE
 Measurement Geometry: 4π
 Issue Date: 01/31/2024
 Manufacturer: COOPER LIGHTING SOLUTIONS
 Product Line: CORELITE
 Catalog Number: **CB2-055U055D-830-1D-UNV-STD-D-W-4**
 Description: CORELITE BASIC 2-INCH SUSPENDED LED LUMINAIRE. 550 LUMENS PER FOOT UPLIGHT, 550 LUMENS PER FOOT DOWNLIGHT

UPLIGHT, 550 LUMENS PER FOOT DOWNLIGHT

Spectral Parameters

CCT (K):	3071	CRI (Ra):	83.9	R9:	12.3
CIE u':	0.2486	R1:	82.7	R10:	81.0
CIE v':	0.5180	R2:	91.6	R11:	83.0
Duv:	-0.0014	R3:	96.5	R12:	73.2
CIE x:	0.4300	R4:	82.7	R13:	84.9
CIE y:	0.3983	R5:	83.1	R14:	98.7
CIE z:	0.1717	R6:	89.9		
Peak Wavelength (nm):	603	R7:	83.5		
Dominant Wavelength (nm):	583	R8:	61.5		
Purity:	48.7				
Rf:	85.3				
Rg:	97.6				



Test Conditions

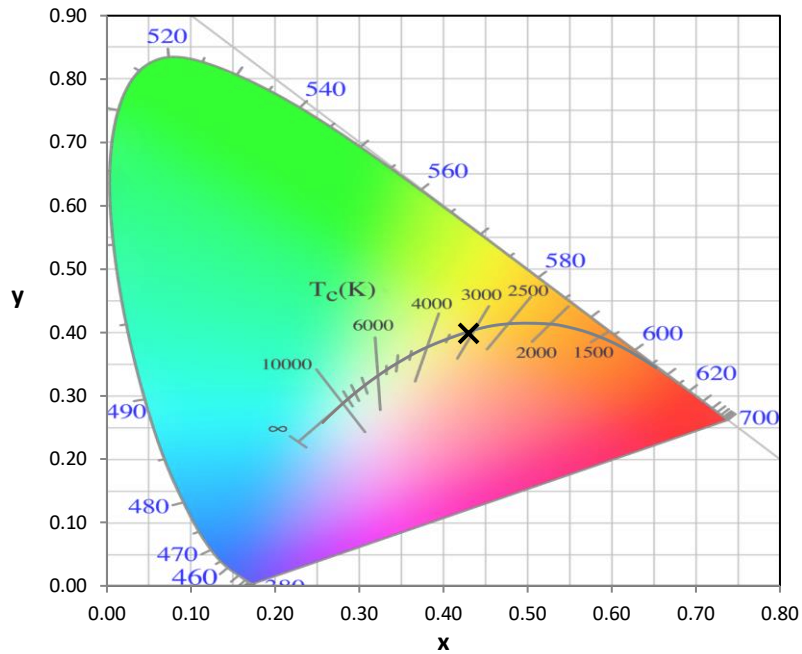
Stabilization Time: 26M
 Operation Time: 12H
 Room Temperature (°C) / RH%: 25.8/25%
 Sphere Temperature (°C): 25.2

REPORT NUMBER: SP1-2312-242-1

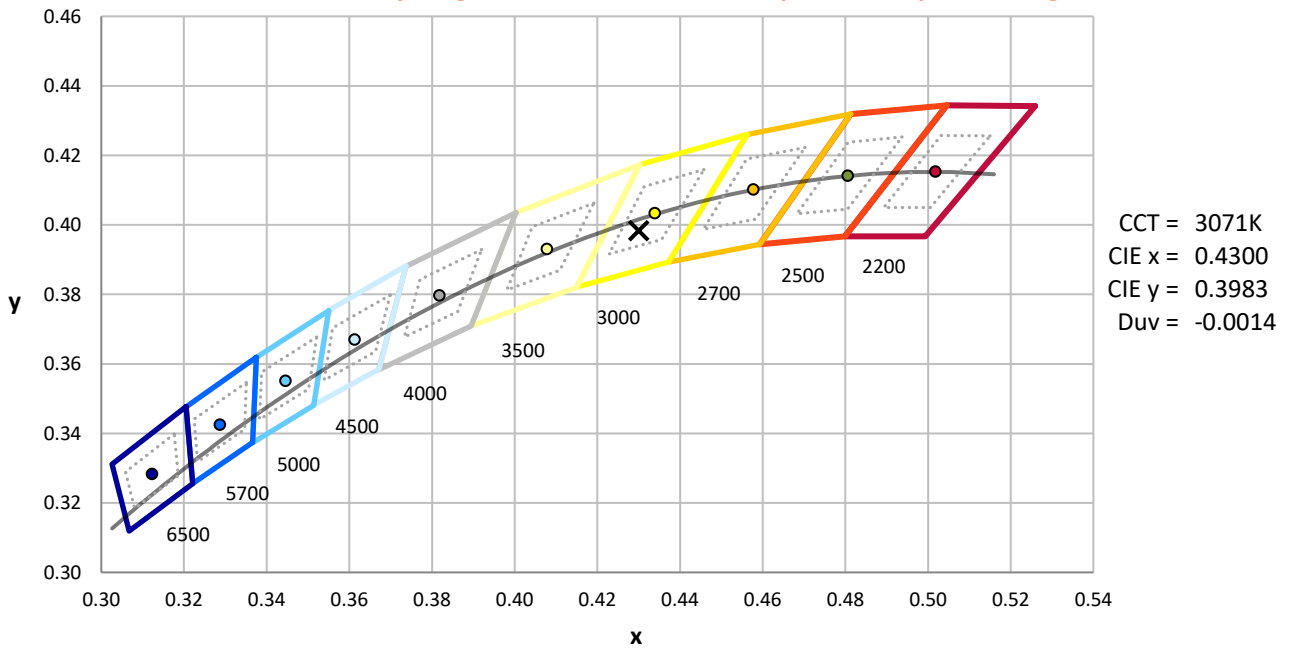
Measurement and Test Equipment			
Instrument	Identification Number	Calibration Date	Calibration Due Date
Photometer	76INCH SPHERE IN0058	8/9/2023	2/9/2024
Power Meter	XITRON 2801 IN0071	10/23/2023	10/23/2024
AC Power Source	CHROMA 61603 IN0063	10/24/2023	10/24/2024
DC Power Source	AGILENT E3634A IN0208	10/24/2023	10/24/2024
Sphere Thermometer	ONSET IN0085	10/24/2023	10/24/2024
Room Thermometer	ONSET IN0046	10/24/2023	10/24/2024

REPORT NUMBER: SP1-2312-242-1

CIE 1931 Chromaticity Diagram



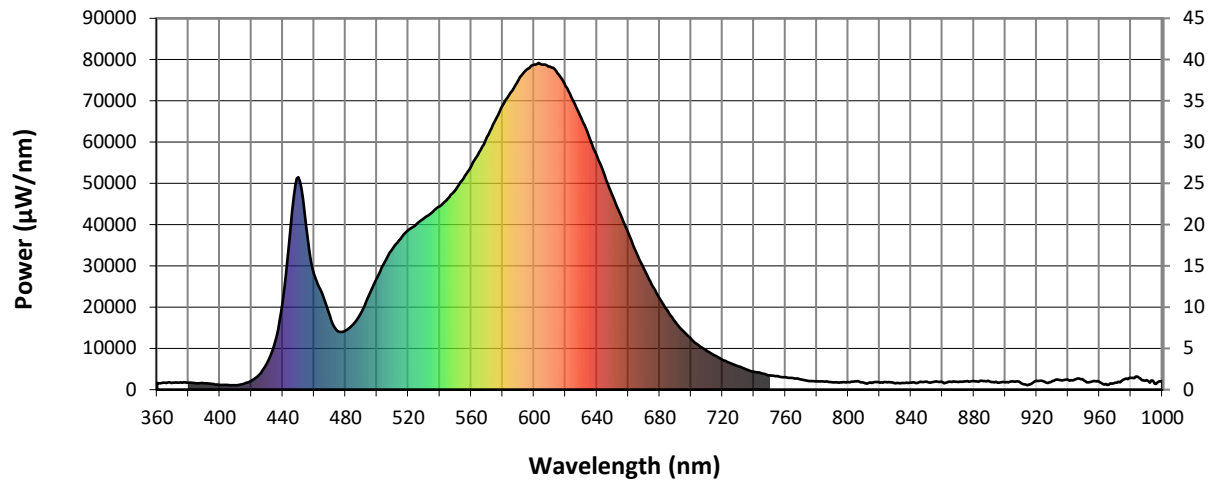
CIE 1931 Chromaticity Diagram with 2017 ANSI 7-Step and 4-Step Quadrangles



Point lies inside the ANSI 3000K 4-step quadrangle

REPORT NUMBER: SP1-2312-242-1

Photopic Flux vs. Wavelength

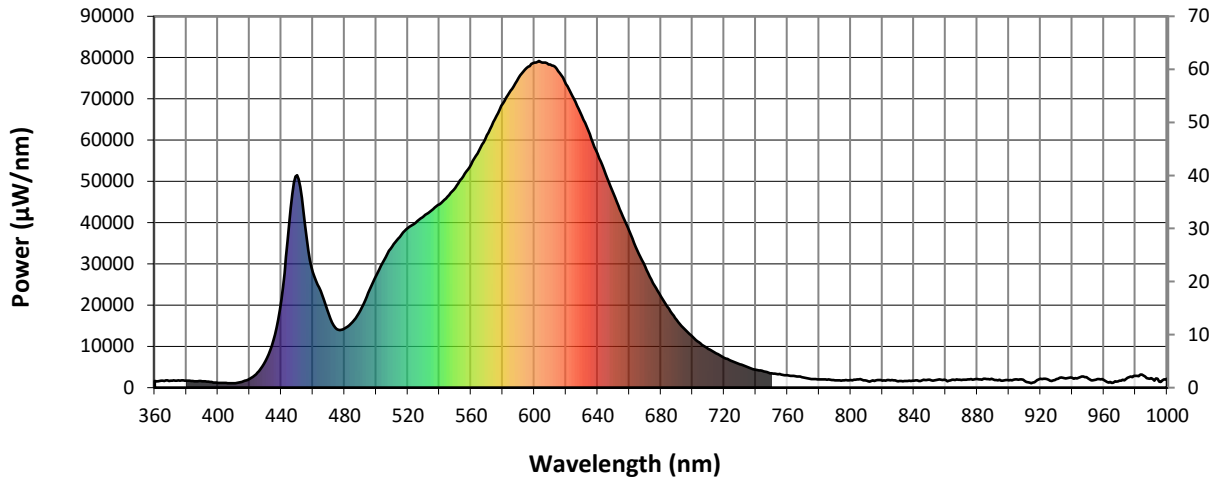


#####

λ (nm)	Power (μ W/nm)	Lumens (ϕ /nm)	λ (nm)	Power (μ W/nm)	Lumens (ϕ /nm)	λ (nm)	Power (μ W/nm)	Lumens (ϕ /nm)	λ (nm)	Power (μ W/nm)	Lumens (ϕ /nm)	λ (nm)	Power (μ W/nm)	Lumens (ϕ /nm)
360	1638	NR	490	18774	NR	620	73569	NR	750	3454	NR	880	2051	NR
365	1662	NR	495	22975	NR	625	70020	NR	755	3312	NR	885	2153	NR
370	1656	NR	500	27096	NR	630	65803	NR	760	3014	NR	890	2009	NR
375	1770	NR	505	30929	NR	635	61387	NR	765	2769	NR	895	1712	NR
380	1729	NR	510	34180	NR	640	56660	NR	770	2504	NR	900	1761	NR
385	1518	NR	515	36518	NR	645	51817	NR	775	2115	NR	905	1983	NR
390	1548	NR	520	38707	NR	650	46959	NR	780	2019	NR	910	1641	NR
395	1397	NR	525	40022	NR	655	42381	NR	785	1959	NR	915	1210	NR
400	1152	NR	530	41531	NR	660	37988	NR	790	1801	NR	920	2137	NR
405	1114	NR	535	42959	NR	665	33226	NR	795	1791	NR	925	1888	NR
410	1082	NR	540	44456	NR	670	29309	NR	800	1854	NR	930	2049	NR
415	1365	NR	545	46323	NR	675	25362	NR	805	2036	NR	935	2328	NR
420	2134	NR	550	48405	NR	680	22111	NR	810	1669	NR	940	2366	NR
425	3614	NR	555	51180	NR	685	19110	NR	815	1640	NR	945	2536	NR
430	6425	NR	560	54143	NR	690	16401	NR	820	1697	NR	950	2198	NR
435	11468	NR	565	57516	NR	695	14174	NR	825	1795	NR	955	1936	NR
440	21323	NR	570	61145	NR	700	12303	NR	830	1560	NR	960	1858	NR
445	39520	NR	575	65023	NR	705	10670	NR	835	1592	NR	965	1183	NR
450	51461	NR	580	68883	NR	710	9399	NR	840	1683	NR	970	1720	NR
455	39205	NR	585	71953	NR	715	8320	NR	845	1780	NR	975	2378	NR
460	27949	NR	590	75087	NR	720	7212	NR	850	1939	NR	980	2863	NR
465	23410	NR	595	77461	NR	725	6424	NR	855	1958	NR	985	2933	NR
470	17812	NR	600	78820	NR	730	5661	NR	860	1851	NR	990	2307	NR
475	14177	NR	605	78757	NR	735	4959	NR	865	1941	NR	995	1431	NR
480	14309	NR	610	78335	NR	740	4317	NR	870	1825	NR	1000	2153	NR
485	15862	NR	615	76712	NR	745	3947	NR	875	2023	NR			

REPORT NUMBER: SP1-2312-242-1

Scotopic Flux vs. Wavelength



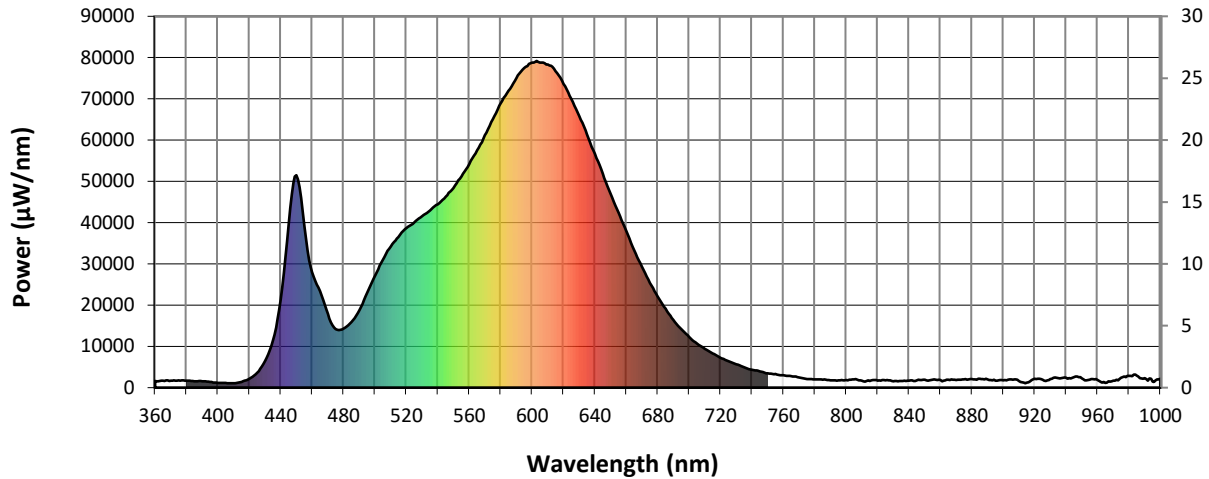
Scotopic Lumens: 5426.6

S/P: 1.39

λ (nm)	Power (µW/nm)	Lumens (φ/nm)	λ (nm)	Power (µW/nm)	Lumens (φ/nm)	λ (nm)	Power (µW/nm)	Lumens (φ/nm)	λ (nm)	Power (µW/nm)	Lumens (φ/nm)	λ (nm)	Power (µW/nm)	Lumens (φ/nm)
360	1638	NR	490	18774	NR	620	73569	NR	750	3454	NR	880	2051	NR
365	1662	NR	495	22975	NR	625	70020	NR	755	3312	NR	885	2153	NR
370	1656	NR	500	27096	NR	630	65803	NR	760	3014	NR	890	2009	NR
375	1770	NR	505	30929	NR	635	61387	NR	765	2769	NR	895	1712	NR
380	1729	NR	510	34180	NR	640	56660	NR	770	2504	NR	900	1761	NR
385	1518	NR	515	36518	NR	645	51817	NR	775	2115	NR	905	1983	NR
390	1548	NR	520	38707	NR	650	46959	NR	780	2019	NR	910	1641	NR
395	1397	NR	525	40022	NR	655	42381	NR	785	1959	NR	915	1210	NR
400	1152	NR	530	41531	NR	660	37988	NR	790	1801	NR	920	2137	NR
405	1114	NR	535	42959	NR	665	33226	NR	795	1791	NR	925	1888	NR
410	1082	NR	540	44456	NR	670	29309	NR	800	1854	NR	930	2049	NR
415	1365	NR	545	46323	NR	675	25362	NR	805	2036	NR	935	2328	NR
420	2134	NR	550	48405	NR	680	22111	NR	810	1669	NR	940	2366	NR
425	3614	NR	555	51180	NR	685	19110	NR	815	1640	NR	945	2536	NR
430	6425	NR	560	54143	NR	690	16401	NR	820	1697	NR	950	2198	NR
435	11468	NR	565	57516	NR	695	14174	NR	825	1795	NR	955	1936	NR
440	21323	NR	570	61145	NR	700	12303	NR	830	1560	NR	960	1858	NR
445	39520	NR	575	65023	NR	705	10670	NR	835	1592	NR	965	1183	NR
450	51461	NR	580	68883	NR	710	9399	NR	840	1683	NR	970	1720	NR
455	39205	NR	585	71953	NR	715	8320	NR	845	1780	NR	975	2378	NR
460	27949	NR	590	75087	NR	720	7212	NR	850	1939	NR	980	2863	NR
465	23410	NR	595	77461	NR	725	6424	NR	855	1958	NR	985	2933	NR
470	17812	NR	600	78820	NR	730	5661	NR	860	1851	NR	990	2307	NR
475	14177	NR	605	78757	NR	735	4959	NR	865	1941	NR	995	1431	NR
480	14309	NR	610	78335	NR	740	4317	NR	870	1825	NR	1000	2153	NR
485	15862	NR	615	76712	NR	745	3947	NR	875	2023	NR			

REPORT NUMBER: SP1-2312-242-1

Melanopic Flux vs. Wavelength



Melanopic Lumens: 2079.1 M/P: 0.53

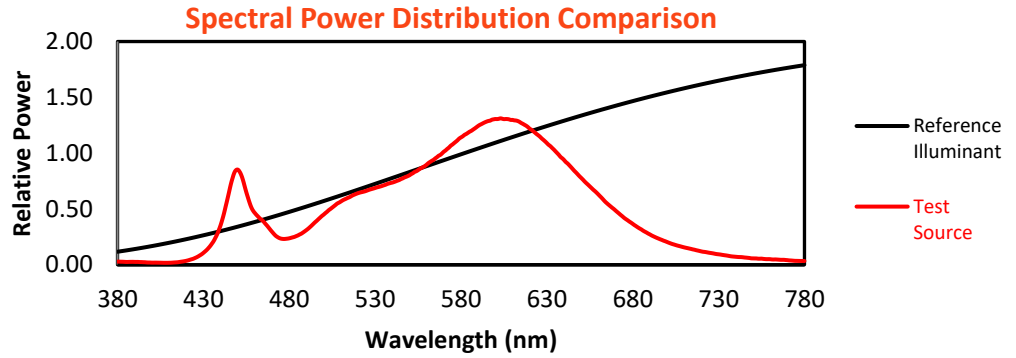
λ (nm)	Power (µW/nm)	Lumens (φ/nm)	λ (nm)	Power (µW/nm)	Lumens (φ/nm)	λ (nm)	Power (µW/nm)	Lumens (φ/nm)	λ (nm)	Power (µW/nm)	Lumens (φ/nm)	λ (nm)	Power (µW/nm)	Lumens (φ/nm)
360	1638	NR	490	18774	NR	620	73569	NR	750	3454	NR	880	2051	NR
365	1662	NR	495	22975	NR	625	70020	NR	755	3312	NR	885	2153	NR
370	1656	NR	500	27096	NR	630	65803	NR	760	3014	NR	890	2009	NR
375	1770	NR	505	30929	NR	635	61387	NR	765	2769	NR	895	1712	NR
380	1729	NR	510	34180	NR	640	56660	NR	770	2504	NR	900	1761	NR
385	1518	NR	515	36518	NR	645	51817	NR	775	2115	NR	905	1983	NR
390	1548	NR	520	38707	NR	650	46959	NR	780	2019	NR	910	1641	NR
395	1397	NR	525	40022	NR	655	42381	NR	785	1959	NR	915	1210	NR
400	1152	NR	530	41531	NR	660	37988	NR	790	1801	NR	920	2137	NR
405	1114	NR	535	42959	NR	665	33226	NR	795	1791	NR	925	1888	NR
410	1082	NR	540	44456	NR	670	29309	NR	800	1854	NR	930	2049	NR
415	1365	NR	545	46323	NR	675	25362	NR	805	2036	NR	935	2328	NR
420	2134	NR	550	48405	NR	680	22111	NR	810	1669	NR	940	2366	NR
425	3614	NR	555	51180	NR	685	19110	NR	815	1640	NR	945	2536	NR
430	6425	NR	560	54143	NR	690	16401	NR	820	1697	NR	950	2198	NR
435	11468	NR	565	57516	NR	695	14174	NR	825	1795	NR	955	1936	NR
440	21323	NR	570	61145	NR	700	12303	NR	830	1560	NR	960	1858	NR
445	39520	NR	575	65023	NR	705	10670	NR	835	1592	NR	965	1183	NR
450	51461	NR	580	68883	NR	710	9399	NR	840	1683	NR	970	1720	NR
455	39205	NR	585	71953	NR	715	8320	NR	845	1780	NR	975	2378	NR
460	27949	NR	590	75087	NR	720	7212	NR	850	1939	NR	980	2863	NR
465	23410	NR	595	77461	NR	725	6424	NR	855	1958	NR	985	2933	NR
470	17812	NR	600	78820	NR	730	5661	NR	860	1851	NR	990	2307	NR
475	14177	NR	605	78757	NR	735	4959	NR	865	1941	NR	995	1431	NR
480	14309	NR	610	78335	NR	740	4317	NR	870	1825	NR	1000	2153	NR
485	15862	NR	615	76712	NR	745	3947	NR	875	2023	NR			

REPORT NUMBER: SP1-2312-242-1

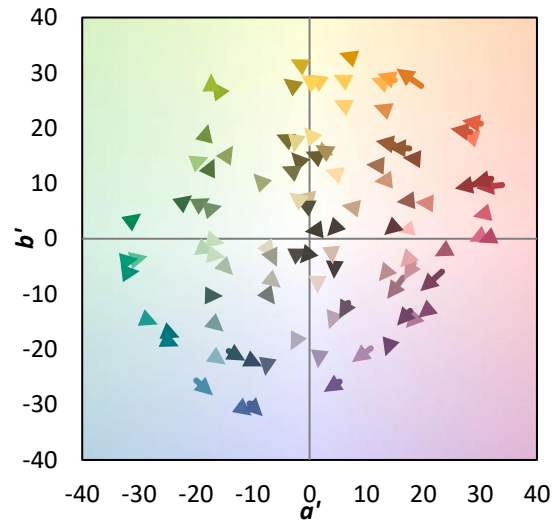
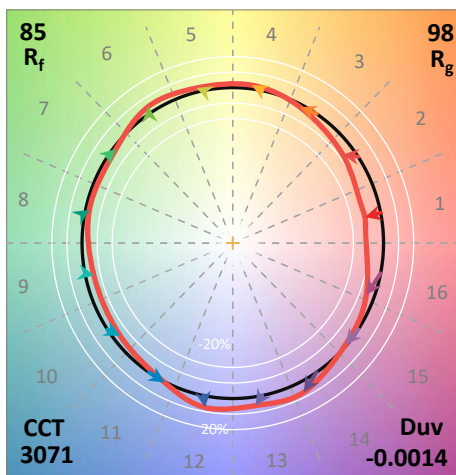
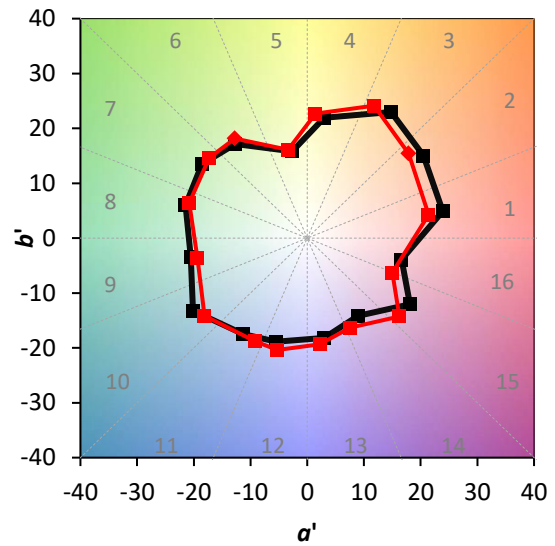
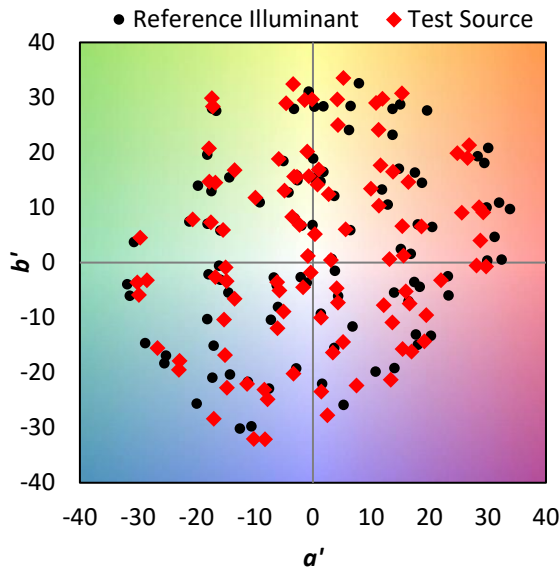
TM-30-18

Summary

$R_f = 85.3$
 $R_g = 97.6$
 CIE $R_a = 83.9$
 $R_9 = 12.3$



Color Vector Graphics

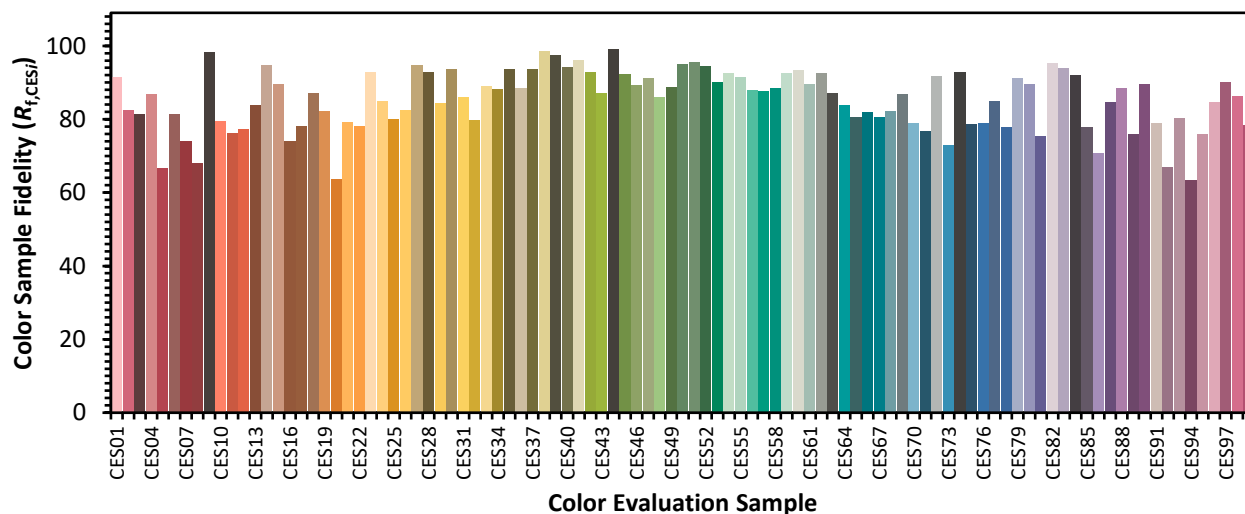


REPORT NUMBER: SP1-2312-242-1

TM-30-18

Individual Sample Fidelity Index ($R_{f,i}$)

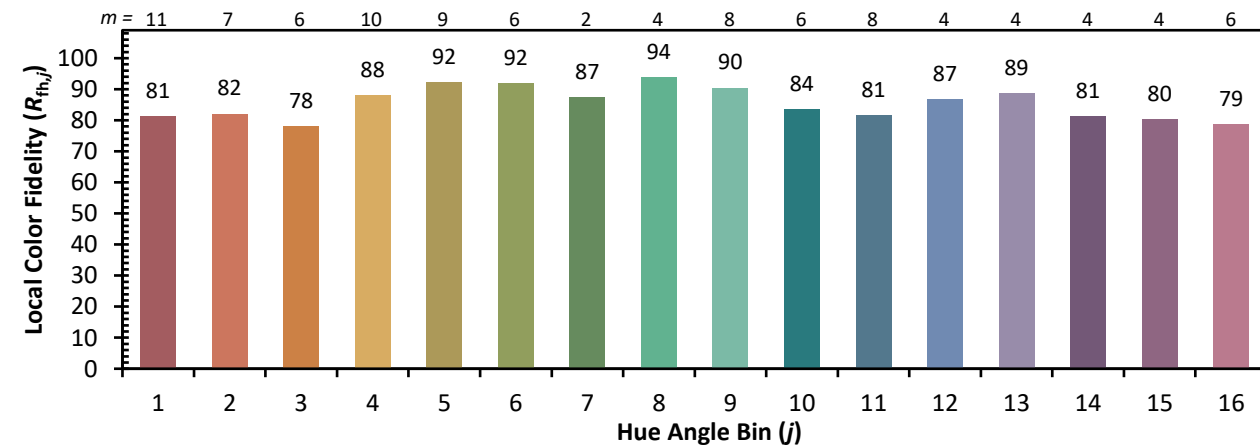
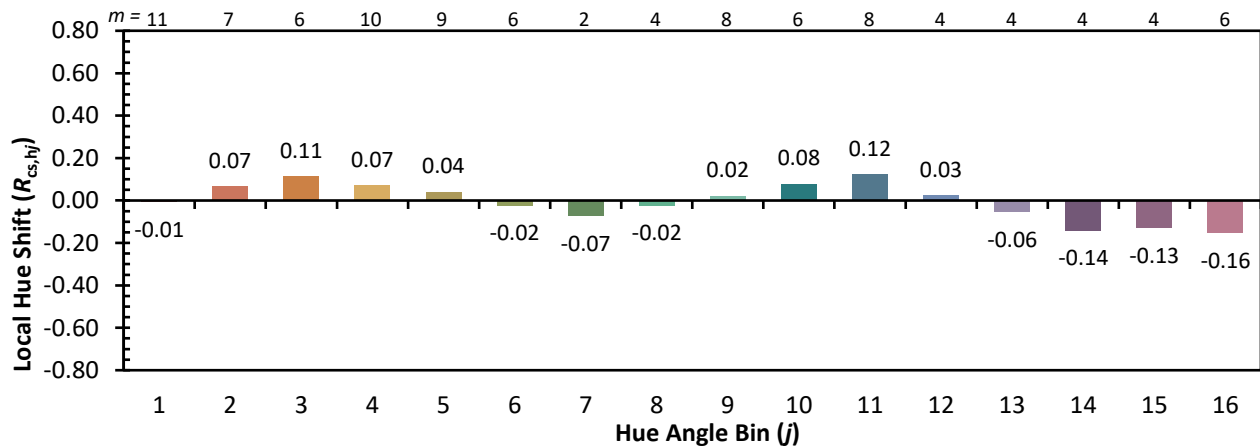
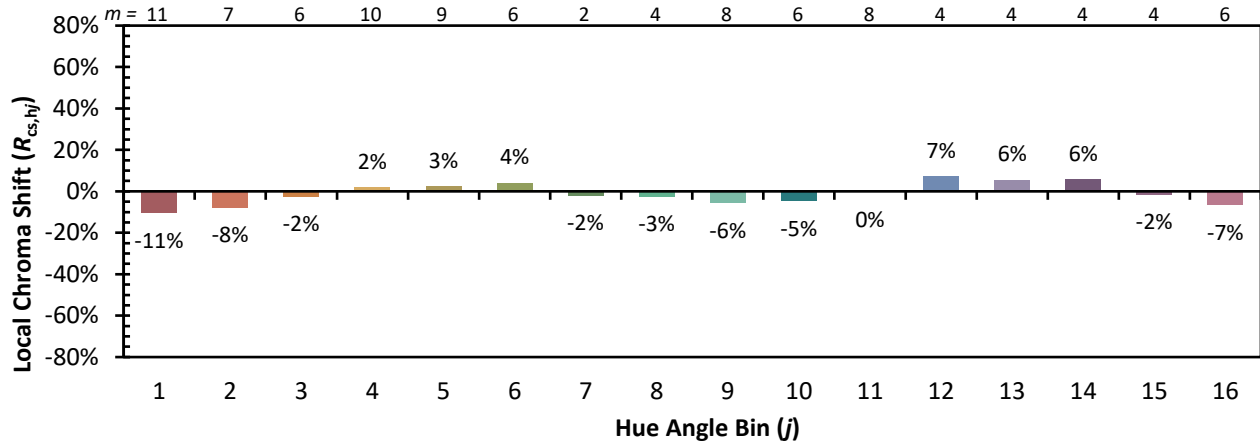
CES01 = 86	CES26 = 82	CES51 = 96	CES76 = 79
CES02 = 63	CES27 = 95	CES52 = 94	CES77 = 85
CES03 = 31	CES28 = 93	CES53 = 90	CES78 = 78
CES04 = 70	CES29 = 84	CES54 = 93	CES79 = 91
CES05 = 50	CES30 = 94	CES55 = 92	CES80 = 90
CES06 = 51	CES31 = 86	CES56 = 88	CES81 = 75
CES07 = 42	CES32 = 80	CES57 = 88	CES82 = 95
CES08 = 41	CES33 = 89	CES58 = 89	CES83 = 94
CES09 = 29	CES34 = 88	CES59 = 93	CES84 = 92
CES10 = 76	CES35 = 94	CES60 = 93	CES85 = 78
CES11 = 59	CES36 = 88	CES61 = 90	CES86 = 71
CES12 = 65	CES37 = 94	CES62 = 93	CES87 = 85
CES13 = 43	CES38 = 98	CES63 = 87	CES88 = 88
CES14 = 74	CES39 = 97	CES64 = 84	CES89 = 76
CES15 = 72	CES40 = 94	CES65 = 81	CES90 = 90
CES16 = 48	CES41 = 96	CES66 = 82	CES91 = 79
CES17 = 50	CES42 = 93	CES67 = 81	CES92 = 67
CES18 = 56	CES43 = 87	CES68 = 82	CES93 = 80
CES19 = 72	CES44 = 99	CES69 = 87	CES94 = 63
CES20 = 67	CES45 = 92	CES70 = 79	CES95 = 76
CES21 = 87	CES46 = 89	CES71 = 77	CES96 = 85
CES22 = 79	CES47 = 91	CES72 = 92	CES97 = 90
CES23 = 92	CES48 = 86	CES73 = 73	CES98 = 86
CES24 = 91	CES49 = 89	CES74 = 93	CES99 = 78
CES25 = 72	CES50 = 95	CES75 = 79	



REPORT NUMBER: SP1-2312-242-1

TM-30-18

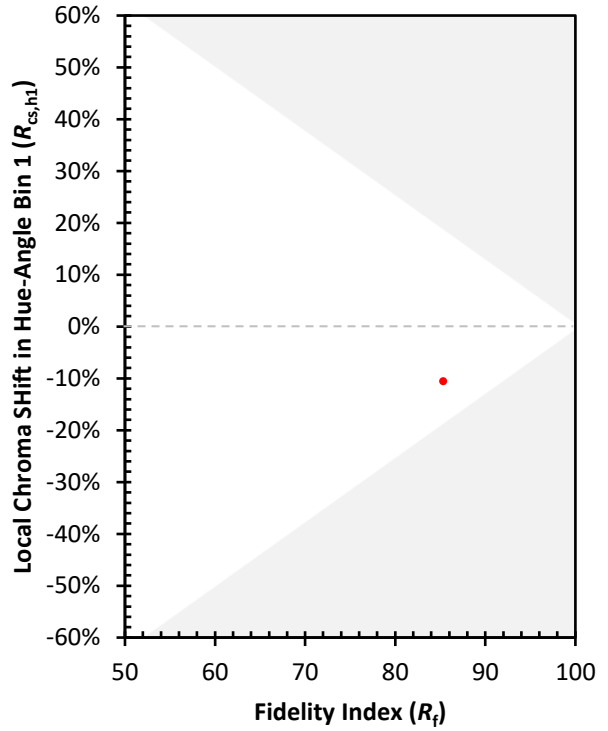
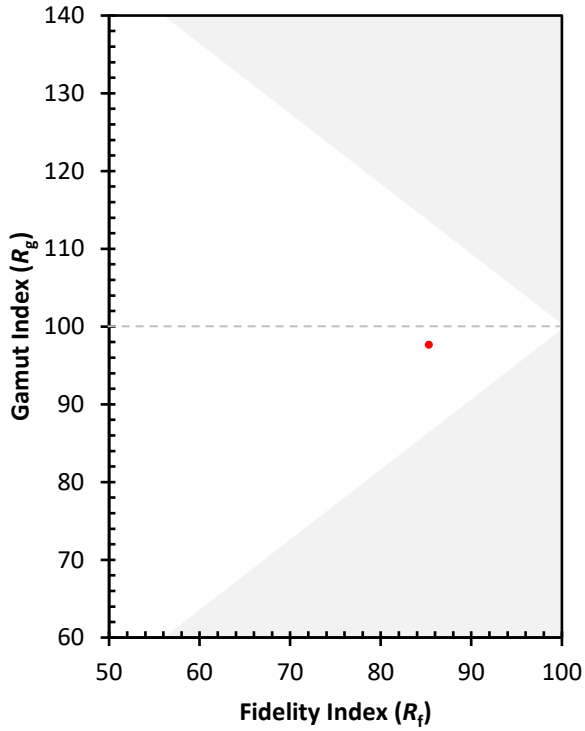
Color Rendition by Hue-Angle Bin



REPORT NUMBER: SP1-2312-242-1

TM-30-18

Measure Comparisons





TEST NUMBER: P958985
 CATALOG NUMBER: CB2-B-085U-085D-830-1D-UNV-STD-W-4

CIE UGR TABLE:

Reflectances:											
Ceiling		0.7	0.7	0.5	0.5	0.3	0.7	0.7	0.5	0.5	0.3
Wall		0.5	0.3	0.5	0.3	0.3	0.5	0.3	0.5	0.3	0.3
Reference plane		0.2	0.2	0.2	0.2	0.2	0.2	0.2	0.2	0.2	0.2
Room dimensions		Viewed crosswise					Viewed endwise				
X=2H	Y=2H	17.20	17.99	18.22	19.02	20.39	16.10	16.89	17.12	17.92	19.29
	3H	18.84	19.55	19.87	20.59	21.98	17.63	18.33	18.65	19.37	20.76
	4H	19.47	20.14	20.51	21.18	22.58	18.20	18.87	19.24	19.90	21.30
	6H	19.87	20.48	20.92	21.53	22.94	18.56	19.18	19.62	20.22	21.63
	8H	20.01	20.60	21.07	21.66	23.06	18.70	19.29	19.76	20.35	21.75
	12H	20.08	20.64	21.15	21.69	23.12	18.76	19.32	19.82	20.37	21.80
4H	2H	17.60	18.27	18.65	19.31	20.71	16.73	17.40	17.78	18.44	19.84
	3H	19.47	20.03	20.52	21.09	22.50	18.46	19.02	19.51	20.08	21.49
	4H	20.21	20.72	21.27	21.78	23.21	19.13	19.64	20.19	20.70	22.13
	6H	20.73	21.17	21.80	22.25	23.67	19.60	20.04	20.67	21.12	22.55
	8H	20.93	21.34	22.00	22.41	23.86	19.79	20.20	20.86	21.27	22.72
	12H	21.03	21.40	22.12	22.49	23.94	19.87	20.24	20.96	21.33	22.78
8H	4H	20.36	20.77	21.43	21.84	23.29	19.40	19.81	20.47	20.88	22.32
	6H	21.00	21.34	22.09	22.45	23.89	20.00	20.34	21.09	21.45	22.89
	8H	21.29	21.59	22.39	22.68	24.14	20.27	20.57	21.37	21.67	23.13
	12H	21.46	21.72	22.57	22.81	24.31	20.42	20.68	21.52	21.77	23.27
12H	4H	20.34	20.71	21.43	21.79	23.24	19.40	19.77	20.49	20.85	22.30
	6H	21.03	21.33	22.13	22.42	23.88	20.06	20.36	21.16	21.46	22.92
	8H	21.34	21.60	22.45	22.70	24.20	20.36	20.63	21.47	21.72	23.22